

# Australian Curriculum



## **Australian Curriculum online**

Background and access 3

## **Getting started**

Home page 5

The Curriculum menu 6

## **Discovering content**

Selecting a view 8

Filtering curriculum information 9

Displaying extra information 10

Downloading and printing curriculum content 11

### Background

The Australian Curriculum, Assessment and Reporting Authority (ACARA) has released the new Australian curriculum for Foundation to Year 10 for English, mathematics, science and history at [www.australiancurriculum.edu.au](http://www.australiancurriculum.edu.au).

'Foundation' refers to the year before Year 1, known variously as Kindergarten (NSW/ACT), Prep (QLD/VIC/TAS), Pre-primary (WA), Transition (NT) and Reception (SA).

### Access

The Portal enables users to read, review, download and print the Australian Curriculum for Foundation to Year 10.

It is open to members of the public, educators and anyone who is interested in viewing the Curriculum.

### Contact us

For information regarding the Australian Curriculum for Foundation to Year 10 and the Portal, ACARA can be contacted directly via the following:

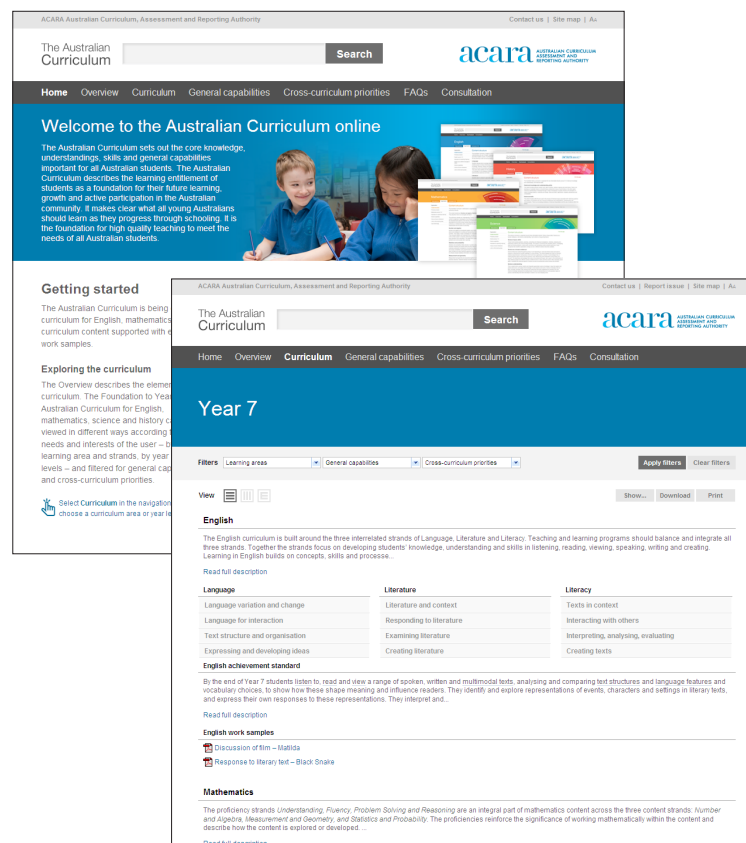
**Address:** Level 10, 255 Pitt Street,  
Sydney, NSW, 2000

**Reception:** 1300 895 563

**Fax:** 02 8098 3103

**Media enquiries:** 02 9928 1517 (9 am to 6 pm)  
0412 584 679 (after hours)  
[media.contact@acara.edu.au](mailto:media.contact@acara.edu.au)

**General enquiries:** [consultation@acara.edu.au](mailto:consultation@acara.edu.au)



# Australian Curriculum



# Overview

## Home page

### Search box

A search box appears at the top right of every page in the portal. You can search all of the web site content using single or multiple keywords, or exact phrases.

### Main menu bar

The main menu bar provides easy access to the various ways of finding content on the portal. The active item appears in white text.

**Home** returns you to the home page.

**Overview** describes, at a high level, the development and content of the Australian Curriculum.

**Curriculum** describes the elements of the Curriculum. By selecting this item, you can choose a learning area or year level to start browsing. See page 6 for moer information.

**General capabilities** describes skills and behaviours such as literacy, numeracy, ethical behaviour and intercultural understanding.

**Cross-curriculum priorities** describes in detail three special priorities that span multiple learning areas.

**FAQs**, or Frequently Asked Questions, provides a range of answers to common questions about the Australian Curriculum.

**Consultation** provides the opportunity to comment on draft Australian Curriculum documents as they become available.

### Header bar

The header bar appears at the top of every page in the portal. This bar enables you to view the site map and change the text size. You can also use the **Contact us** link to find contact details for ACARA, including an email address to request help.

The screenshot shows the ACARA Australian Curriculum online home page. At the top, there is a header bar with the ACARA logo and navigation links: 'Contact us', 'Site map', and 'Aa'. Below the header is a main menu bar with items: 'Home', 'Overview', 'Curriculum', 'General capabilities', 'Cross-curriculum priorities', 'FAQs', and 'Consultation'. The main content area features a large blue banner with the text 'Welcome to the Australian Curriculum online' and a photograph of two children. Below the banner, there are several sections: 'Getting started', 'Exploring the curriculum', 'Consulting on draft curriculum areas', 'Guided tour', and 'Key questions'. Each section has a brief description and a link to the relevant content. A search box is located at the top right of the page.

## Welcome to the Australian Curriculum online

The Australian Curriculum sets out the core knowledge, understandings, skills and general capabilities important for all Australian students. The Australian Curriculum describes the learning entitlement of students as a foundation for their future learning, growth and active participation in the Australian community. It makes clear what all young Australians should learn as they progress through schooling. It is the foundation for high quality teaching to meet the needs of all Australian students.

### Getting started

The Australian Curriculum is being developed progressively. The Foundation to Year 10 curriculum for English, mathematics, science and history are now available. This includes curriculum content supported with elaborations, and achievement standards supported with work samples.

#### Exploring the curriculum

The Overview describes the elements of the curriculum. The Foundation to Year 10 Australian Curriculum for English, mathematics, science and history can be viewed in different ways according to the needs and interests of the user – by learning area and strands, by year level or levels – and filtered for general capabilities and cross-curriculum priorities.

Select **Curriculum** in the navigation bar to choose a curriculum area or year level.

#### Consulting on draft curriculum areas

Senior years curriculum for English, mathematics, science and history are currently under revision and will be published for further consultation during 2011. As shape papers and draft curriculum for geography, languages and the arts are drafted, they will be published for consultation during 2011. Similarly, consultation will occur for other curriculum areas as they are developed.

Select **Consultation** in the navigation bar to access curriculum documents currently available for consultation.

### Guided tour



### Key questions

- Why have an Australian Curriculum?
- What does the Australian Curriculum look like?
- What are the Australian Curriculum development timelines?
- How does the Australian Curriculum meet the diverse range of student needs?

### Guided tour

Here you can view a video presentation that explains the purpose and goals of the portal.

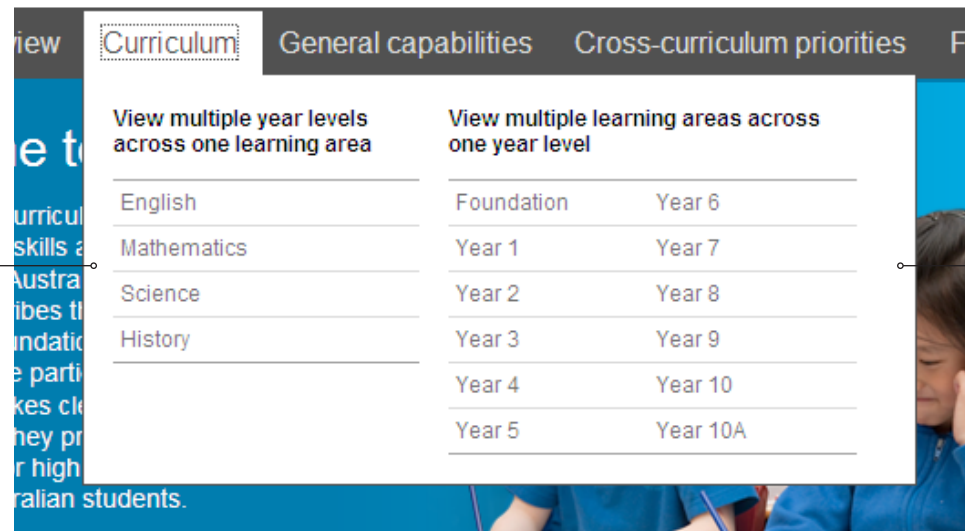
### Key questions

These links provide answers to common questions about the Australian curriculum for Foundation to Year 10.

# Overview

## The Curriculum menu

In just one step, the **Curriculum** menu allows you to view curriculum information by learning area or year level.



**View multiple year levels across one learning area**  
Selecting a learning area displays the curriculum for that learning area. You will be taken to the rationale, aims and organisation of that learning area.

**View multiple learning areas across one year level**  
Selecting a year level displays all learning areas in that year level. You will be taken straight to the curriculum content page.

# Australian Curriculum



# Discovering content


## Selecting a view

**Consecutive**  
Content is displayed consecutively down the page.

**Modes**  
Content is displayed one learning area or year level at a time, organised by mode (reading, writing and speaking and listening).

**Columns**  
Content is displayed on columns across the page.

**Elaborations**  
Content is displayed one learning area or year level at a time with elaborations.



The screenshots illustrate the following content layouts:

- Consecutive View:** Content is displayed in a single vertical column.
- Modes View:** Content is displayed in three vertical columns, one for each mode (Reading, Writing, Speaking and Listening).
- Columns View:** Content is displayed in three horizontal rows, one for each year level (Foundation Year, Year 1, Year 2).
- Elaborations View:** Content is displayed in a single large cell, showing detailed descriptions for each learning area.



# Discovering content

## Filtering curriculum information

When viewing curriculum content, you can filter the information to your requirements by selecting just the specific year levels, strands, general capabilities and cross-curriculum priorities that you want to see.

**Apply filters and Clear filters**  
To filter the displayed information according to your choices select **Apply filters**.  
To remove all your changes select **Clear filters**.

The screenshot shows a filtering interface with the following details:

- Year levels:** Select All, Foundation Year, Year 1,  Year 2,  Year 3, Year 4,  Year 5, Year 6
- Strands:** Select All, Language,  Literature, Literacy
- General capabilities:** Literacy, Numeracy,  Information and communication t, Critical and creative thinking,  Ethical behaviour, Personal and social competence, Intercultural understanding
- Cross-curriculum priorities:**  Aboriginal and Torres Strait Islander histories and cultures, Asia and Australia's engagement with Asia, Sustainability

**Filter options**  
In each drop down box, tick the check box next to one or more items.  
To select every item in a list tick the **Select All** check box.

# Discovering content

## Displaying extra information

When viewing curriculum content, you can filter the information to your requirements by selecting just the specific year levels, strands, general capabilities and cross-curriculum priorities you want to see.

The screenshot shows a curriculum page with a 'Show...' dropdown menu open. The menu has two checked options: 'Show content descriptions' and 'Show tags'. Below the menu, the page content is visible, including a section titled 'Literacy' with sub-sections like 'Texts in context' and 'Interacting with others'. Each sub-section has a brief description and a set of icons representing different curriculum priorities.

**Show...**  
Tick these check boxes to view extra curriculum information.

**Content descriptions**  
If you tick the **Show content descriptions** check box, text of this type appears throughout the curriculum page. You can view additional information by selecting the code (in this example, ACELY1645).

**Tags**  
If you tick the **Show tags** check box, icons of this type appear throughout the curriculum page. These tags indicate cross-curriculum priorities and modes.

# Discovering content

## Downloading and printing curriculum content



**Download and Print**  
By selecting one of these buttons, a box like the one below will appear.  
The **Download curriculum** box is shown below but the **Print curriculum** box is almost exactly the same.

### Download curriculum

Learning areas	Curriculum elements	Year levels
<input type="checkbox"/> All	<input checked="" type="checkbox"/> All	<input type="checkbox"/> All
<input checked="" type="checkbox"/> English	<input checked="" type="checkbox"/> Cover page	<input type="checkbox"/> Foundation <input checked="" type="checkbox"/> Year 4 <input type="checkbox"/> Year 8
<input type="checkbox"/> Mathematics	<input checked="" type="checkbox"/> Rationale/Aims	<input type="checkbox"/> Year 1 <input checked="" type="checkbox"/> Year 5 <input type="checkbox"/> Year 9
<input type="checkbox"/> Science	<input checked="" type="checkbox"/> Organisation	<input type="checkbox"/> Year 2 <input checked="" type="checkbox"/> Year 6 <input type="checkbox"/> Year 10
<input type="checkbox"/> History	<input checked="" type="checkbox"/> Curriculum	<input checked="" type="checkbox"/> Year 3 <input type="checkbox"/> Year 7 <input type="checkbox"/> Year 10A
	<input checked="" type="checkbox"/> Show elaborations	
	<input checked="" type="checkbox"/> Glossary	

**Filter options**  
Tick the check box next to every item you would like to be included in the report that you download or print.

**Save PDF or View PDF**  
To generate the PDF for downloading or printing select **Save PDF** (displayed in the **Download curriculum** box) or **View PDF** (displayed in the **Print curriculum** box).